


# W-LED

## ICAD<sup>®</sup> inside

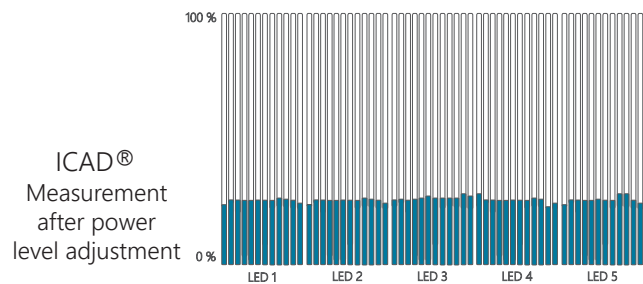
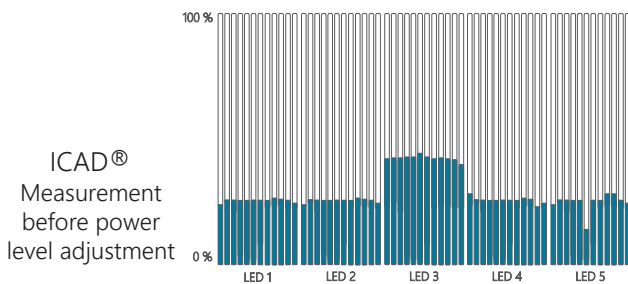
The solution for optimal quality in UV LED production

We have developed the W-LED with ICAD<sup>®</sup> Technology inside. The W-LED is a unit that emits UV LED light over a width. You get the benefits of one unit with everything included. W-LED has electrical cabinet integrated in the unit, hence there is no use of floor space and cabling and it is very easy and fast to install. Our proprietary ICAD<sup>®</sup> stands for Inline Continuous Automatic Dynamic measuring device. ICAD<sup>®</sup> improves your process control, so you always know that your UV LED system is performing according to set value. This increases quality, uptime and reduces the risk of errors.



### ICAD<sup>®</sup> inside

An integrated part of the W-LED is the proprietary ICAD<sup>®</sup> Technology. This uniquely developed technology makes it possible to do inline and automated power level adjustment for a uniform and specific power distribution over the full UV LED array. The ICAD<sup>®</sup> Technology gives you the benefit of continuous measuring during your production - hence you get more uptime.



### All in one unit

- ✓ More uptime
- ✓ Uniform curing
- ✓ Minimal maintenance
- ✓ Integrated electrical cabinet
- ✓ No use of floor space
- ✓ 365, 385, 395 & 405nm
- ✓ ICAD<sup>®</sup> inside
- ✓ Energy saving
- ✓ Integrated user interface
- ✓ Integrated air/cooling unit
- ✓ No ozone and mercury
- ✓ Height adjustable

**EFSEN UV & EB TECHNOLOGY** has been designing high-end UV curing system for the wood industry with the user in focus since 1986. The W-LED is designed so that the installation can be done by a local technician and very fast. It measures and controls itself, and warns operators if any action needs to be taken. That is what we mean by - user in focus.

### Plug & Run installation


The W-LED contains the power supplies and electrical connections inside. This makes installation very easy and can be done by a local electrician. Just connect power and line signal to the back and configure the W-LED on the touch screen.

### Curing width

The W-LED is available in five effective curing widths. We will prepare the width you need for your factory. If you change needs in the future, you can easily remove units in intervals of 150mm.

### W-Air

The W-LED requires clean air with no dust and above the dew point. The optional W-Air has integrated blowers and filter modules that are controlled by the W-LED. W-Air always secures that there is air for UV-LEDs and the electronics. With the No-Tool filter exchange, maintenance is made as simple as possible. Having an extra filter set for each W-Air makes easy and fast cleaning of the W-Air possible. One W-Air consists of four filters.



### Spare W-LED module

We recommend having one of integrated W-LED modules as a spare. This will enable one to maintain modules one by one, and still have production running, because ICAD® compensates for the variances in modules.

### Modular light shields

We have developed a set of modular light shields that are flexible in length and attached to the W-LED covering 250mm of the conveyor. These are optional, but an easy solution as the rest of W-LED.

### W-Height adjustability

The W-LED can be supplied with height adjustability legs, that can elevate the whole W-LED housing for the optimal position over the products. This can be an automated process or manually activated process.

### W-Sensor

The W-LED has an integrated sensor port that connects to an optional product sensor mounted on the conveyor before the W-LED. We call this the W-Sensor, and this activates the UV-LED's when sensing items. This increases lifetime of the LED modules and save energy. This is intelligent control and energy efficiency.

## Configurations

UV-LED width	900mm	1050mm	1200mm	1350mm	1500mm
W-LED-8-series	W-LED-8-900	W-LED-8-1050	W-LED-8-1200	W-LED-8-1350	W-LED-8-1500
Power cons @80% (kW)	4,8	5,6	6,4	7,2	7,9
W-LED-9-series	W-LED-9-900	W-LED-9-1050	W-LED-9-1200	W-LED-9-1350	W-LED-9-1500
Power cons @80% (kW)	5,4	6,3	7,2	8,0	8,9
W-LED-8HD	W-LED-8HD-900	W-LED-8HD-1050	W-LED-8HD-1200	W-LED-8HD-1350	W-LED-8HD-1500
Power cons @80% (kW)	7,2	8,4	9,6	10,8	11,9

## The W-LED comes in three different power levels, that makes is suitable for different speeds of production

W-LED-8-Series: Simply choose W-LED-8 series for a powerful, high dose and fully flexible system that gels and cures most coatings.

W-LED-9-Series: Is your application running high speeds, or do you have a request for higher intensity for better penetration, then the W-LED-9-Series is the right solution for you.

W-LED-8HD: Is a high dose version of the W-LED-8. This increases the speed potential of up to 80% compared to W-LED-8.

### Electrical requirements and connections

W-LED: 3x400V AC 50hz 3x32A (3P+N+PE) 5pol CEE plug  
 W-LED is Siemens S7-1200 PLC controlled  
 Prepared for PROFINET

### Dimensions

W-LED Height: 490mm, Width: 355mm, Length: 2.130mm (incl. display and CEE plug connector).  
 Housing base length is 2.004mm  
 W-AIR Height: 375mm, Width: 315mm, Length: up to 1.700mm, (excl. flash and handles)

## Get in touch

Skovlytoften 33 | DK-2840 Holte

efsen@efsen.dk | phone: +45 45650260